


**Mono**

## 350W MBB Bifacial Mono PERC Half-cell Double Glass Module JAM60D10 330-350/MB Series

### Introduction

Assembled with MBB bifacial PERCIUM cells and half-cell configuration, these double glass modules have the capability of converting the incident light from the rear side together with the front side into electricity, providing higher output power, lower temperature coefficient, less shading loss, as well as enhanced tolerance for mechanical loading.



Higher output power



More reliable, more stable power generation



Less shading effect

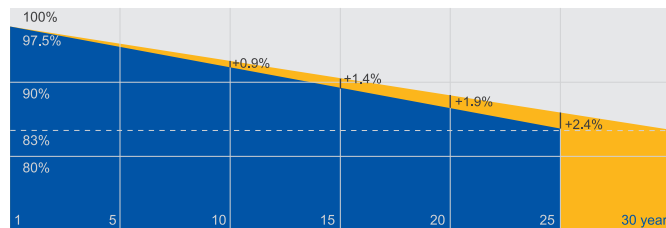


Lower temperature coefficient

### Superior Warranty

- 12-year product warranty
- 30-year linear power output warranty

0.5% Annual Degradation Over 30 years



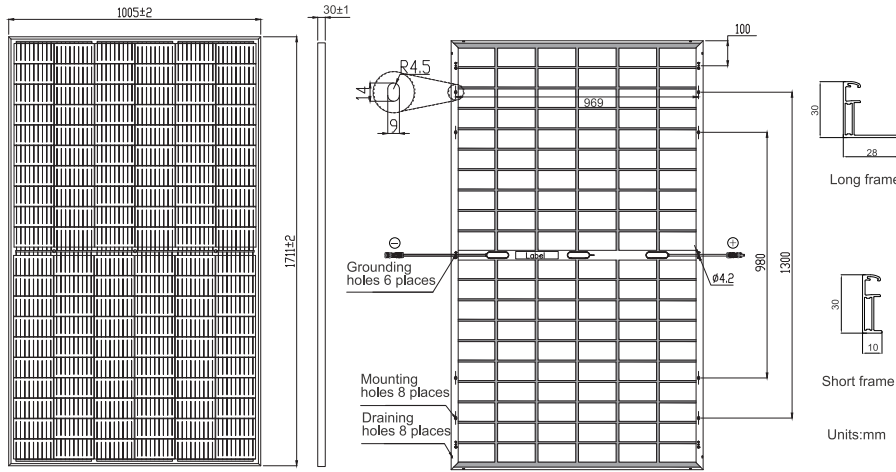
■ Additional Value From 30-Year Warranty ■ JA Standard

### Comprehensive Certificates

- IEC 61215, IEC 61730
- ISO 9001: 2015 Quality management systems
- ISO 14001: 2015 Environmental management systems
- ISO 45001: 2018 Occupational health and safety management systems
- IEC 62941: 2019 Terrestrial photovoltaic (PV) modules - Quality system for PV module manufacturing



**MECHANICAL DIAGRAMS**



Remark: customized frame color and cable length available upon request

**SPECIFICATIONS**

Cell	Mono
Weight	22.0kg
Dimensions	1711±2mm×1005±2mm×30±1mm
Cable Cross Section Size	4mm <sup>2</sup>
No. of cells	120(6×20)
Junction Box	IP68, 3 diodes
Connector	MC4-EVO2/ QC 4.10-35
Cable Length (Including Connector)	Portrait:300mm(+)/400mm(-); Landscape:1000mm(+)/1000mm(-)
Packaging Configuration	34 Per Pallet
Front Glass/Back Glass	2.0mm/2.0mm

**ELECTRICAL PARAMETERS AT STC**

TYPE	JAM60D10 -330/MB	JAM60D10 -335/MB	JAM60D10 -340/MB	JAM60D10 -345/MB	JAM60D10 -350/MB
Rated Maximum Power(Pmax) [W]	330	335	340	345	350
Open Circuit Voltage(Voc) [V]	41.10	41.38	41.65	41.92	42.20
Maximum Power Voltage(Vmp) [V]	34.82	35.08	35.35	35.57	35.79
Short Circuit Current(Isc) [A]	10.10	10.17	10.25	10.33	10.40
Maximum Power Current(Imp) [A]	9.48	9.55	9.62	9.70	9.78
Module Efficiency [%]	19.2	19.5	19.8	20.1	20.4
Power Tolerance	0~+5W				
Temperature Coefficient of Isc( $\alpha_{Isc}$ )	+0.044%/°C				
Temperature Coefficient of Voc( $\beta_{Voc}$ )	-0.272%/°C				
Temperature Coefficient of Pmax( $\gamma_{Pmp}$ )	-0.354%/°C				
STC	Irradiance 1000W/m <sup>2</sup> , cell temperature 25°C, AM1.5G				

Remark: Electrical data in this catalog do not refer to a single module and they are not part of the offer.They only serve for comparison among different module types.  
\*Bifaciality=Pmax,rear/Rated Pmax,front

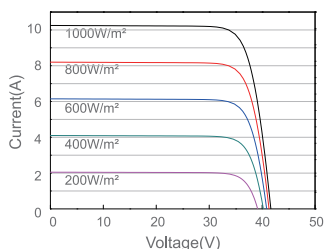
**ELECTRICAL CHARACTERISTICS WITH DIFFERENT REAR SIDE POWER GAIN(REFERENCE TO 340W FRONT)**

**OPERATING CONDITIONS**

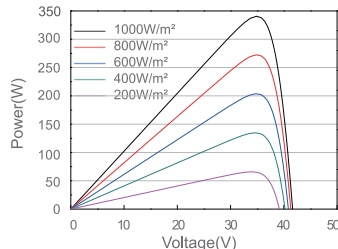
Backside Power Gain	Reference to 340W Front					Operating Conditions	
	5%	10%	15%	20%	25%	Maximum System Voltage	1500V DC(IEC)
Rated Max Power(Pmax) [W]	357	374	391	408	425	Operating Temperature	-40°C~+85°C
Open Circuit Voltage(Voc) [V]	41.65	41.65	41.65	41.75	41.75	Maximum Series Fuse	20A
Max Power Voltage(Vmp) [V]	35.35	35.35	35.35	35.45	35.45	Maximum Static Load, Front	5400Pa
Short Circuit Current(Isc) [A]	10.76	11.28	11.79	12.30	12.81	Maximum Static Load, Back	2400Pa
Max Power Current(Imp) [A]	10.10	10.58	11.06	11.51	11.99	NOCT	45±2°C
						Bifaciality*	70%±10%

**CHARACTERISTICS**

Current-Voltage Curve JAM60D10-340/MB



Power-Voltage Curve JAM60D10-340/MB



Current-Voltage Curve JAM60D10-340/MB

