

# Hi-MO 6

Explorer

## LR5-72HTH 560~585M

- Based on M10 wafer, best choice for ultra-large power plants
- Excellent outdoor power generation performance
- High module quality ensures long-term reliability



12-year Warranty for  
Materials and Processing



25-year Warranty for Extra  
Linear Power Output

### Complete System and Product Certifications

IEC 61215, IEC 61730, UL 61730

ISO9001:2015: ISO Quality Management System

ISO14001: 2015: ISO Environment Management System

ISO45001: 2018: Occupational Health and Safety

IEC62941: Guideline for module design qualification and type approval

**LONGI**



**22.6%**  
MAX MODULE  
EFFICIENCY


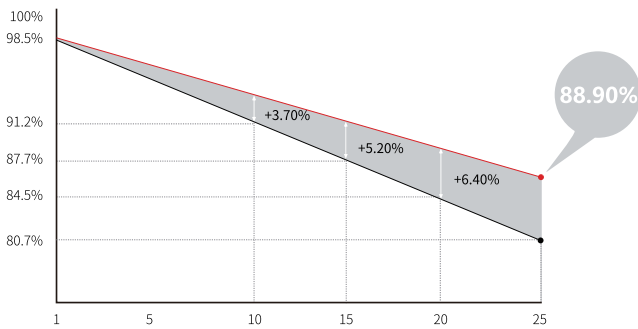
**0~3%**  
POWER  
TOLERANCE

**<1.5%**  
FIRST YEAR  
POWER DEGRADATION

**0.40%**  
YEAR 2-25  
POWER DEGRADATION

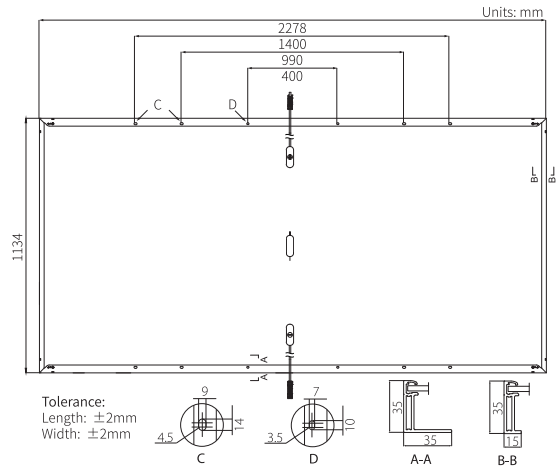
## Additional Value

25-Year Power Warranty



## Mechanical Parameters

Cell Orientation	144 (6×24)
Junction Box	IP68, three diodes
Output Cable	4mm <sup>2</sup> , +400, -200mm/±1400mm length can be customized
Glass	Single glass, 3.2mm coated tempered glass
Frame	Anodized aluminum alloy frame
Weight	27.5kg
Dimension	2278×1134×35mm
Packaging	31pcs per pallet / 155pcs per 20' GP / 620pcs per 40' HC



## Electrical Characteristics

STC : AM1.5 1000W/m<sup>2</sup> 25°C

NOCT : AM1.5 800W/m<sup>2</sup> 20°C 1m/s

Test uncertainty for Pmax: ±3%

Module Type	LR5-72HTH-560M		LR5-72HTH-565M		LR5-72HTH-570M		LR5-72HTH-575M		LR5-72HTH-580M		LR5-72HTH-585M	
	STC	NOCT	STC	NOCT	STC	NOCT	STC	NOCT	STC	NOCT	STC	NOCT
Maximum Power (Pmax/W)	560	418	565	422	570	426	575	430	580	433	585	437
Open Circuit Voltage (Voc/V)	51.61	48.46	51.76	48.60	51.91	48.74	52.06	48.88	52.21	49.02	52.36	49.16
Short Circuit Current (Isc/A)	13.94	11.26	14.01	11.31	14.07	11.36	14.14	11.42	14.20	11.47	14.27	11.52
Voltage at Maximum Power (Vmp/V)	43.46	39.66	43.61	39.79	43.76	39.93	43.91	40.07	44.06	40.20	44.21	40.34
Current at Maximum Power (Imp/A)	12.89	10.55	12.96	10.61	13.03	10.67	13.10	10.72	13.17	10.78	13.24	10.84
Module Efficiency(%)	21.7		21.9		22.1		22.3		22.5		22.6	

## Operating Parameters

Operational Temperature	-40°C ~ +85°C
Power Output Tolerance	0 ~ 3%
Voc and Isc Tolerance	±3%
Maximum System Voltage	DC1500V (IEC/UL)
Maximum Series Fuse Rating	25A
Nominal Operating Cell Temperature	45±2°C
Protection Class	Class II
Fire Rating	UL type 1 or 2 IEC Class C

## Mechanical Loading

Front Side Maximum Static Loading	5400Pa
Rear Side Maximum Static Loading	2400Pa
Hailstone Test	25mm Hailstone at the speed of 23m/s

## Temperature Ratings (STC)

Temperature Coefficient of Isc	+0.050%/°C
Temperature Coefficient of Voc	-0.230%/°C
Temperature Coefficient of Pmax	-0.290%/°C